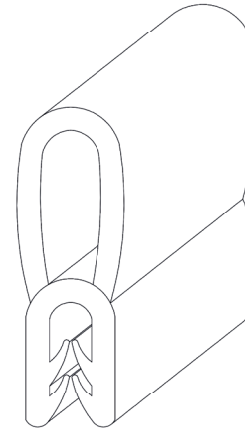
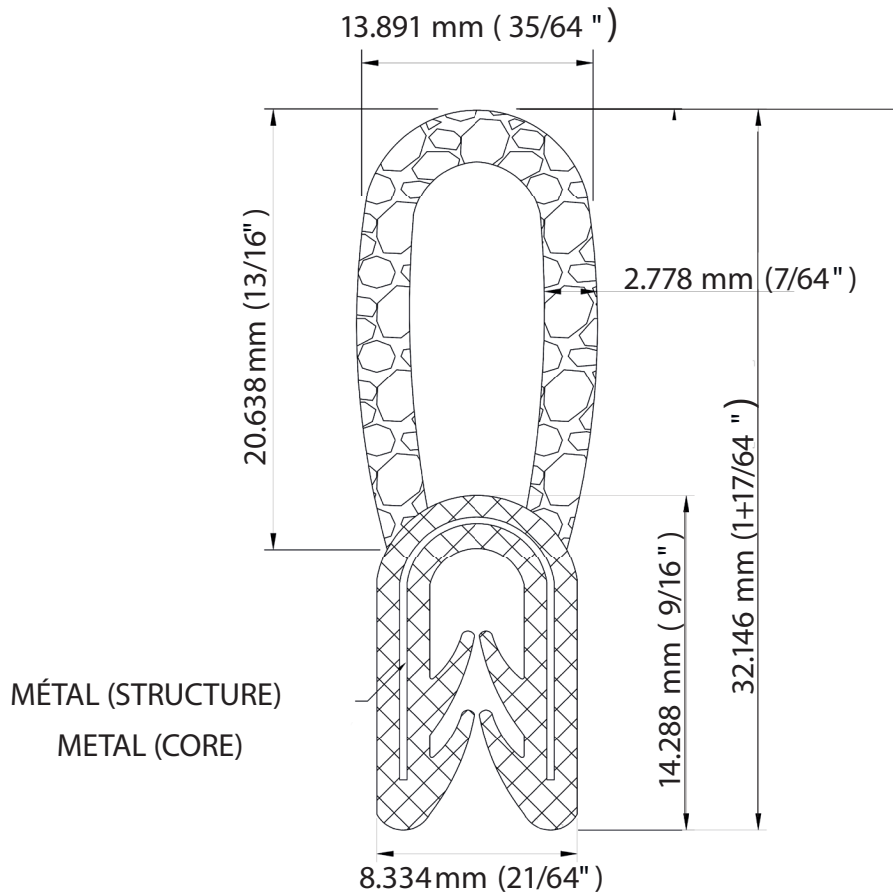


# TECHNICAL DRAWING / DESSIN TECHNIQUE



RMA-E2 TOLERANCES			
DRAWING DESIGNATION DIMENSIONS (IN INCHES)			
ABOVE/UP		E2 (PRECISION)	
0	–	0.06	± 0.010
0.06	–	0.10	± 0.014
0.10	–	0.16	± 0.016
0.16	–	0.25	± 0.020
0.25	–	0.39	± 0.027
0.39	–	0.63	± 0.031
0.63	–	0.98	± 0.039
0.98	–	1.57	± 0.051
1.57	–	2.48	± 0.063
2.48	–	3.94	± 0.079

**JIMEXS**  
**HARDWARE**

1 866 447-5656 / INFO@JIMEXS.COM

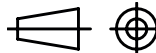
WWW.JIMEXS-HARDWARE.COM

652-806

Edge trim with bulb on top  
Garniture de finition avec bulles dessus

2021-09-22

PROJECTIONS



DIMENSIONS  
COLOR / COULEUR

1/8"  
Black / Noir